

User Manual

e-Shareholder Meeting System



Contents

1 Preparation for DAP e-Shareholder Meeting

2 Steps of e-Registration

3 Steps of joining the e-Meeting

4 e-Question and e-Voting functions

5 Resetting password

1 Preparation for DAP e-Shareholder Meeting

For registration, please prepare an electronic device with a camera.



PC Computer



Notebook



Tablet



Mobile



Access to DAP e-Shareholder Meeting
via Web Browser.



Google Chrome
(recommended)



Safari



Edge

Documents required for registration

Individual shareholder



ID Card

or



Passport

Juristic person



Juristic person certificate



ID Card

or



Passport

Preparation for DAP e-Shareholder Meeting

e-Registration via DAP e-Shareholder Meeting system

Attend the meeting in person

Thai person Foreign person Juristic person

Proxy to another person (A)

Proxy to another person (B)

Proxy to independent director (B)



**DAP
e-Shareholder
Meeting**

Register by sending documents to the company*

1



For registration, shareholders submit the documents for identity verification to the company, as specified in the invitation to the shareholders' meeting

2



The company officer will check the information and proceed registration. The system will inform the shareholders of the registration result and username for attending the meeting.

* Please study the details of registration such as document list / document submission, as specified in the invitation to the shareholders' meeting

In case of proxy

For shareholder who is unable to attend the meeting, they may appoint a proxy. Please find more information about proxy in the invitation letter to shareholders' meeting.

2 Steps of e-Registration

Log in to register from the registration link provided in the invitation to the shareholders' meeting.

1 Click “New registration”

DAP E-Shareholder Meeting

TEST LISTED

Annual General Meeting of Shareholder for the year 2022 No. 1/2022
10 February 2022 via electronic meeting (E-AGM) at 3.00 PM

Login

Email
Email

Password
Password

[Forgot password](#)

Login

or

New registration

[Investor Registration Manual](#)

Recommended Browser: Chrome



2 Shareholders accept the terms and conditions for attending the shareholders' meeting via DAP e-Shareholder system by marking and click “OK”

ข้อตกลงและเงื่อนไขในการเข้าร่วมประชุมผู้ถือหุ้นผ่านระบบ DAP e-Shareholder Meeting

ข้อตกลงและเงื่อนไขในการเข้าร่วมประชุมผู้ถือหุ้นผ่านระบบ DAP e-Shareholder Meeting

1 / 2 | 36% | [Icons]

1

มีทั้งจากระบบ DAP e-Shareholder Meeting มีการใช้เทคโนโลยีเพื่อช่วยพิสูจน์ตัวตนของผู้ถือหุ้นก่อนการอนุมัติ (Approve) ให้เข้าร่วมประชุมผ่านระบบ DAP e-Shareholder Meeting เช่น มีการใช้ข้อมูลภาพใบหน้าตรงสองและจดจำใบหน้า (Face Recognition) ซึ่งข้อมูลดังกล่าวเป็นข้อมูลส่วนบุคคลที่มีความอ่อนไหวและมีความจำเป็นหรือที่เกี่ยวข้องกับการเข้าร่วมการประชุมที่ผู้จัดประชุมได้จัดขึ้น

ผู้ถือหุ้นยินยอมให้ผู้จัดประชุมเก็บรวบรวม ใช้ และเปิดเผยข้อมูลส่วนบุคคลที่มีความอ่อนไหวของข้อมูลผู้ถือหุ้น เพื่อวัตถุประสงค์ในการเข้าร่วมการประชุมที่ผู้จัดประชุมได้จัดขึ้น

หากผู้ถือหุ้นได้อ่านและตกลงผูกพันตามข้อตกลงและเงื่อนไขในการเข้าร่วมประชุมผู้ถือหุ้นผ่านระบบ DAP e-Shareholder Meeting รวมถึงการให้ความยินยอมเกี่ยวกับข้อมูลส่วนบุคคลที่มีความอ่อนไหวตามที่ระบุไว้ข้างต้นนี้แล้ว โปรดคลิกปุ่ม "ตกลง" ด้านล่างเพื่อดำเนินการต่อไป

ยกเลิก **ตกลง**

2.1 Attend the meeting in person – Individual person with the ID Card



1 Choose a registration form

Attend in person Proxy

2 Specify the type of shareholder

Thai person Foreign person / Person without the ID card Juristic person

3 Fill out shareholder's information

- Name-Surname
- ID card number / laser code on the back of the ID card (optional)
- Date of birth
- Email address (It will be used as your username when logging in)
- Password
- Mobile phone number

Your password must be between 8-15 characters and must contain:

1. Uppercase letter
2. Lowercase letter
3. Number or Special characters

Shareholders consent to receive documents in electronic format from the meeting organizer by marking and click “Next”

4 Enter OTP

OTP will be sent to the mobile phone number and email you have entered.

(If shareholder have entered a foreign phone number, the OTP will be only sent to your email.)

Enter OTP and click “Next”

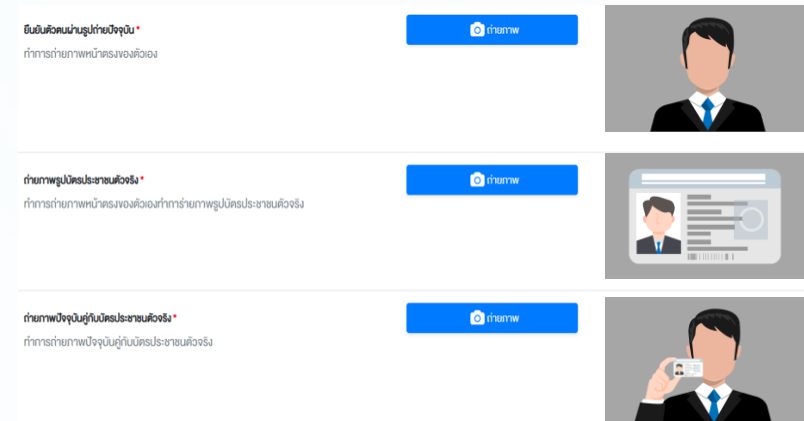
5 Take pictures of yourself

Shareholders need to take pictures of yourself holding the ID card as explained in 3 steps below:

Picture 1 : Picture of yourself

Picture 2 : Picture of your ID card

Picture 3 : Picture of yourself holding the ID card



6 Review registration and securities holding information

The screenshot shows a registration review page with the following sections:

- Register**
 - ชื่อคุณ: วัฒนวิทย์ วัฒนวิทย์
 - ชื่อภาษาอังกฤษ: WATTANAWIT WATTANAWIT
 - ชื่อ - นามสกุล: วัฒนวิทย์ วัฒนวิทย์
 - เลขที่บัตรประชาชน: 31080321196
 - เลขที่บัตร: 71940614384
 - อีเมล: wvattawit@hotmail.com
 - เบอร์โทร: +66 81244897
- รูปถ่าย**
 - รูปถ่ายหน้าคุณปัจจุบัน
 - รูปถ่ายบัตรประชาชน
 - รูปถ่ายปัจจุบันถือบัตรประชาชน
- ข้อมูลการถือหลักทรัพย์**

ชื่อ	IS - Group	หุ้นสามัญ	หุ้นบุริมสิทธิ์	หุ้น
1	บริษัท วัฒนวิทย์	10,000	10,000	10,000 หุ้นสามัญ (20,000 หุ้นรวม)
2	บริษัท วัฒนวิทย์	10,000	10,000	10,000

Shareholders review the registration information and securities holding information. If the information is correct, click “Submit”

Please keep your username and password confidential. Your login account should never be disclosed to others.

2.2 Attend the meeting in person – Foreign person / Person without the ID card OR Juristic Person

1 Choose a registration form

2 Specify the type of shareholder

3 Fill out personal information

Attend in person Proxy

Thai person Foreign person / Person without the ID card Juristic person

Foreign person / Person without the ID card

- Name-Surname
- Passport / Non-Thai ID / Government Officer Number
- Email address (It will be used as your username when logging in)
- Password
- Mobile phone number


Juristic person

- Juristic person Name (Company Name)
- Registration Number
- Juristic person representative information: ID card number / laser code on the back of the ID card and date of birth (optional)
- Email address (It will be used as your username when logging in)
- Password
- Mobile phone number

Your password must be between 8-15 characters and must contain:

1. Uppercase letter
2. Lowercase letter
3. Number or Special characters

Shareholders consent to receive documents in electronic format from the meeting organizer by marking and click “Next”



4 Enter OTP

OTP will be sent to the mobile phone number and email you have entered.

(If shareholder have entered a foreign phone number, the OTP will be only sent to your email.)

Enter OTP and click “Next”

5 Take a picture of yourself / Attach files



Take a picture of yourself and upload attachments as specified in the invitation letter

 อัปโหลดไฟล์



Upload attachments as specified in the invitation letter

 อัปโหลดไฟล์

6 Review registration and securities holding information

Please keep your username and password confidential. Your login account should never be disclosed to others.



Shareholders review the registration information and securities holding information. If the information is correct, click “Submit”

2.3 Proxy to another person (A)



1 Choose a registration form

Attend in person Proxy

2 Fill out the information of the shareholder who appoints a proxy and enter OTP

- Name-Surname
- ID card number / laser code on the back of the ID card
- Date of birth
- Email Address
- Mobile phone number

Shareholders consent to receive documents in electronic format from the meeting organizer by marking and click “Next”

- Enter OTP

3 Specify the type of proxy

Proxy to another person (A) Proxy to independent director (B)

4 Fill out proxies information

- Name-Surname / Age
- ID card number / Address
- Email Address
- Mobile phone number

 อัปโหลดไฟล์

The shareholder uploads the proxy form A with attachments as specified in the invitation letter

Proxy form A can be downloaded at

 เอกสารใบมอบฉันทะ ก.

Click “Next”

Review registration
and securities holding
information



Shareholders review the registration information and securities holding information. If the information is correct, click “Submit”

Proxies will receive an email with the initial password.

Proxies will have to reset a new password before logging in to DAP e-Shareholder Meeting



2.4 Proxy to another person (B)



1 Choose a registration form

Attend in person Proxy

2 Fill out the information of the shareholder who appoints a proxy and enter OTP

- Name-Surname
- ID card number / laser code on the back of the ID card (optional)
- Date of birth
- Email Address
- Mobile phone number

Shareholders consent to receive documents in electronic format from the meeting organizer by marking and click “Next”

- Enter OTP

3 Specify the type of proxy

Proxy to another person (B) Proxy to independent directors (B)

4 Fill out proxies information

Proxy to another person (B)

- Name-Surname / Age
- ID card number / Address
- Email Address
- Mobile phone number

Proxy to another person (B)

- Independent Director’s name

5

Cast a vote in advance

Agenda No 1 To acknowledge the overall operation of the Company during 2020

Agenda No 2 To consider and approve the Balance Sheet Statement and Profit and Loss Statement for the fiscal year ended 31st December 2020

Agree Disagree Abstain

Agenda No 3 To consider and approve the appointment of Directors for replacement of those who retired.

Agenda No 3.1 Mr. Somchai Kamtong

Agree Disagree Abstain

The shareholder who appoints a proxy cast a vote in advance for all agenda. There are 3 voting options:

- Agree
- Disagree
- Abstain

อัพโหลดไฟล์

The shareholder uploads the proxy form B with attachments as specified in the invitation letter

Proxy form B can be downloaded at

เอกสารใบมอบอำนาจฯ

Click “Next”

6

Review registration and securities holding information



Shareholders review the registration information and securities holding information. If the information is correct, click “Submit”

The shareholder will receive an email informing your proxy registration result to confirm that the proxy registration has been completed. However, the shareholder will not receive the password, as the proxy are appointed to independent director and your vote was already casted.

3 Steps of joining the e-Meeting



1

<https://portal.eservice.setgroup.or.th>

Shareholders log in to DAP e-Shareholder Meeting system on the date and time specified by the company

Click the meeting link in the email received from the system.

2

Login

Email

Password

[Forgot password](#)

Enter Username (email address that you have registered) and Password

3

Meeting list

Company Name Meeting Type Status Year Search Cancel

Company Name Meeting Type Status Year

Annual General Meeting of Shareholder for the year 2022 No. 1/2022 Meeting

บริษัท กสอ.ไทย SET

19 July 2022 AGM Online Join Meeting

1. Search for the meeting by finding the Company name / Meeting type etc.
2. Click “Join Meeting” on the meeting you wish to join

4

Meeting list [Join Meeting](#)

Meeting information | [Agenda](#) | [Q&A](#) | [Summary voting results](#)

Meeting information

Company Name USJH neaoujou SET
Company Symbol TEST
Meeting Name Annual General Meeting of Shareholder for the year 2022 No. 1/2022
Meeting Type AGM
Meeting Location via electronic meeting (E-AGM) at 3:00 PM

Stock information details

No.	Full name	Common Stock	Preferred Stock	Address
1	neaoujou neaoujou	1,000	1,000	23/28 nuj 5 neaoujou neaoujou neaoujou neaoujou
Total		1,000	1,000	

Menu bar will display information as follow:

1. Meeting information
2. Meeting agenda
3. Your question list
4. Voting result (after announced)

- Click “Join Meeting” Join Meeting
- Agree to the terms and conditions of service by marking and click “Join Meeting”
- Confirm name and voting rights
- Enter OTP



3 Steps of joining the e-Meeting

Meeting Room

Open WebEx Leave Meeting

DAP e-Shareholder Meeting

1

Unmute Start video Start Sharing

3 4

Send Question or Vote Submit Vote Send Question

Agenda

- To acknowledge the overall operation of the Company during 2021
- To consider and approve the Balance Sheet Statement and Profit and Loss Statement for the fiscal year 2020
- ★ To consider and approve the appointment of Directors for replacement of those who retired.
- Mr. A
Mr. B
 - Agenda No 4 To consider appointing auditors and setting audit fees for the year 2022
 - Agenda No 4.1 To consider appointing auditors of ABC Company in place of the former company whose contract has expires in 2021
 - Agenda No 4.2 To consider and approve the audit fee for the year 2022

การประชุมสามัญผู้ถือหุ้นประจำปี 2564

Description

- Meeting Display: Webex Meeting screen will be embedded in DAP e-Shareholder Meeting, If the screen does not work, click 'Open WebEx' on the top right to view the meeting via Application Cisco Webex Meeting instead
- Current agenda will be indicated by star icon and yellow bar
- e-Voting functions: voting can be casted only within appointed time frame
- e-Question functions: queueing your questions for both current and upcoming agenda
- Your questions submitted in the meeting
- Voting results: It will be only shown after the company has announced results for each agenda

Q&A 5 Summary voting results 6

Q&A

⊕ To acknowledge the overall operation of the Company during 2021

Question : I would like to know the operating results of the company in 2021
Remark : Completed
06 February 2022 14:09 Delete

Question : สอบถามการเลือกตั้งกรรมการที่จะครบกำหนดลาออก
Remark : ยกย่องไปตอนในวาระที่ 3 Completed
06 February 2022 14:09 Delete

4 e-Question and e-Voting functions



e-Question functions

DAP e-Shareholder Meeting

ประชุมสามัญผู้ถือหุ้นประจำปี 2564

Submit Vote Send Question

Agenda

- To acknowledge the overall operation of the Company during 2021
- To consider and approve the Balance Sheet Statement and Profit and Loss Statement for the fiscal year: 2020
- To consider and approve the appointment of Directors for replacement of those who retired.
- Agenda No 4 To consider appointing auditors and setting audit fees for the year 2022

Mr. A
Mr. B

Agenda No 4.1 To consider appointing auditors of ABC Company in place of the former company whose contract has expires in 2021
Agenda No 4.2 To consider and approve the audit fee for the year 2022

During the meeting, shareholders can submit questions in advance:

1. Click “Submit Vote” **Send Question**
2. Vote within the period of time given for both your vote rights and proxy’s (if any)
Click “Submit Vote” **Send Question**

Send Question

Agenda *

Agenda No 4 To consider appointing auditors and setting audit fees for the year 2022

Questioner *

สมาชิกสามัญผู้ถือหุ้น

Question (Optional)


1/1000

Close Send Question

When you are allowed to ask questions, the company will call your name. Please turn on your microphone and/or camera (VDO) to ask such question by yourself

4 e-Question and e-Voting functions

e-Voting functions



Submit Vote
Send Question

Submit Vote
×

Agenda
To consider and approve the Balance Sheet Statement and Profit and Loss Statement for the fiscal year ended 31st December 2020

Submit Vote

Agree All
 Disagree All
 Abstain All

Shareholder: Mr. A Tester

Agree
 Disagree
 Abstain

1) Proxy: Mr. B Testerproxy

Agree
 Disagree
 Abstain

2) Proxy: Mr. C Testerproxy

Agree
 Disagree
 Abstain

Close
Submit Vote

For each agenda, there are 3 voting options:
“Agree”, “Disagree” and “Abstain”

1. Click “Submit Vote”
2. Vote within the period of time given for both your
vote rights and proxy’s (if any)
3. Click “Submit Vote” Submit Vote

Shareholders are able to vote only within given time frame.

4 e-Question and e-Voting functions



e-Voting functions

1

DAP E-Shareholder Meeting

การประชุมสามัญผู้ถือหุ้นประจำปี 2565 ครั้งที่ 1/2565
บริษัท คสอ. โดย SET

Annual General Meeting of Shareholder for the year 2022 No. 1/2022
TEST LISTED

วันจันทร์ที่ 31 มกราคม 2565 เวลา 13:00 (31 January 2022 13:00)

วาระที่ 2 พิจารณายกบัญชีงบการเงินและงบกำไรขาดทุนสุทธิปีสิ้นสุด ณ วันที่ 31 ธันวาคม 2564
(Agenda No 2 To consider and approve the Balance Sheet Statement and Profit and Loss Statement for the fiscal year ended 31st December 2021)

สรุปผลการลงคะแนน

	จำนวนเสียงทั้งหมด (Number of Votes)	ร้อยละ (Percentage)
เห็นด้วย (Agree)	45,000	60.00%
ไม่เห็นด้วย (Disagree)	15,000	20.00%
งดออกเสียง (Abstained)	15,000	20.00%
บัตรเสีย (Voided ballot)	0	-
รวม	75,000	100.00%

e-Summary

การพิจารณา: การลงคะแนนไม่น้อยกว่า 3/4 ของจำนวนเสียงทั้งหมดของผู้ถือหุ้นสามัญประชุมและมีสิทธิออกเสียงลงคะแนน และสิทธิคัดค้าน (Veto)
Resolution:

2

Send Question or Vote Submit Vote Send Question

Q&A Summary voting results

Summary voting results

No.	Agenda Name	Vote	Summary
1	To acknowledge the overall operation of the Company during 2021		
2	To consider and approve the Balance Sheet Statement and Profit and Loss Statement for the fiscal year ended 31st December 2020	🟢	
3	To consider and approve the appointment of Directors for replacement of those who retired.		
4	Mr. A	🟢	
5	Mr. B	🟢	


🟢 Agenda has voting, Voting Result Summary

After the closing of voting in each agenda, the company will announce results. Shareholders can check the result of each agenda by clicking the icon

5 Resetting password



To retrieve your password, shareholders can reset password by clicking “**Forgot password**” button.



**DAP
E-Shareholder
Meeting**

TEST LISTED

Annual General Meeting of Shareholder for the year 2022 No. 1/2022
10 February 2022 via electronic meeting (E-AGM) at 3.00 PM

Login

Email

Password

Forgot password

Login

or

[Investor Registration Manual](#)
 Recommended Browser: Chrome

1 Reset password via email


ลืมรหัสผ่าน

อีเมล *

กรุณากรอกอีเมลที่ลงทะเบียนไว้

รหัสรีเซ็ตผ่านคือหมายเลขโทรศัพท์มือถือ

Enter your registered email



ส่งอีเมลสำเร็จ

กรุณาตรวจสอบอีเมลของท่านเพื่อทำการรีเซ็ตรหัสผ่านใหม่

Check your inbox

รีเซ็ตรหัสผ่าน

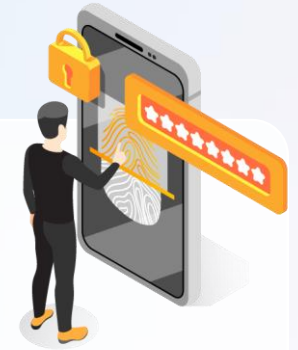
อีเมล

รหัสผ่าน

ยืนยันรหัสผ่าน

Set new password

5 Resetting password



2 Reset password via mobile phone number

Click the link to reset password
via mobile phone

Forgot password ×

Email *

Email

Please enter the registered email address

[Password reset with mobile number](#)

Close Submit

Enter your mobile phone number

Forgot password ×

Mobile number *

Mobile number

Please enter the registered mobile address

[Password reset with email](#)

Close Submit

Request for OTP and enter OTP

Please fill 6 digits to confirm

Reference Code : FBJMFV

[Resend OTP](#) (01:22)

Set new password

Reset password

Password

Confirm password

Submit



To download user manual



shareholders could study more information at:

<https://www.set.or.th/e-shareholder-meeting>



Or scan the following QR Code:

